

PRODUCT SPECIFICATION



Product Name	1210 WIRE WOUND CERAMIC CHIP INDUCTORS	Page	1
TAMURA Part No.	T1210-XXX	Rev. No.	0

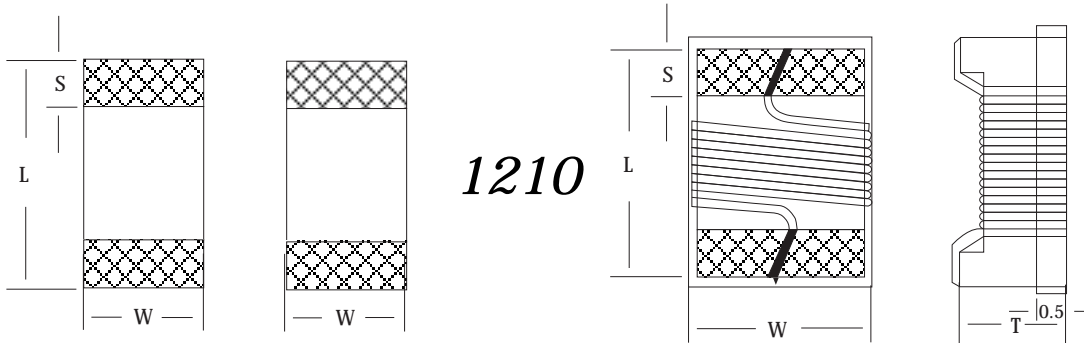
Features:

- Small and lightweight.
- Wide inductance range, 4.7nH to 3300nH.
- Excellent solderability and resistance to soldering heat, suitable for flow and reflow soldering.
- Minimum dimensions, high reliability and high speed surface mount assembly.

Application:

1. Prevention of electromagnetic interference to signals on the secondary side of electric equipment
2. Telecommunication products, mobile phone, pagers, cellular phone, computers. Modems, OA products, TVs, VCRs. etc.

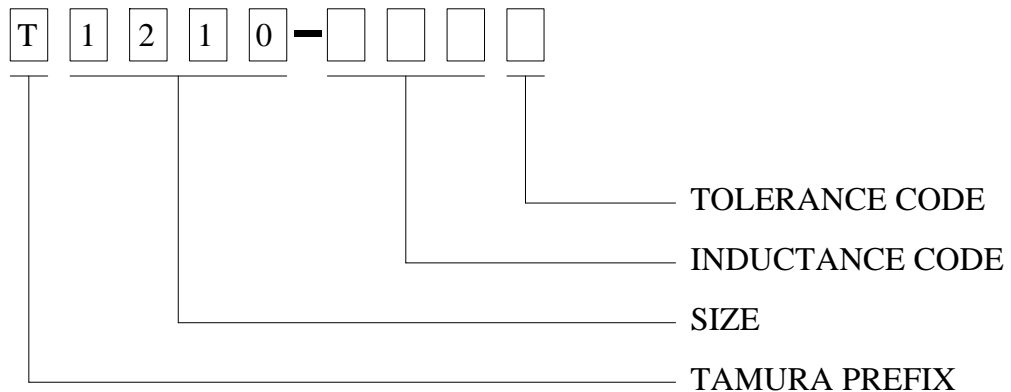
1. CONFIGURATION & DIMENSIONS :



Size Code		L ± 0.2	W ± 0.2	T ± 0.2	S ± 0.2
Japan	USA/Europe				
3225	1210	3.20	2.50	2.20	0.50

All dimensions in mm

2. Part No. FORMAT :

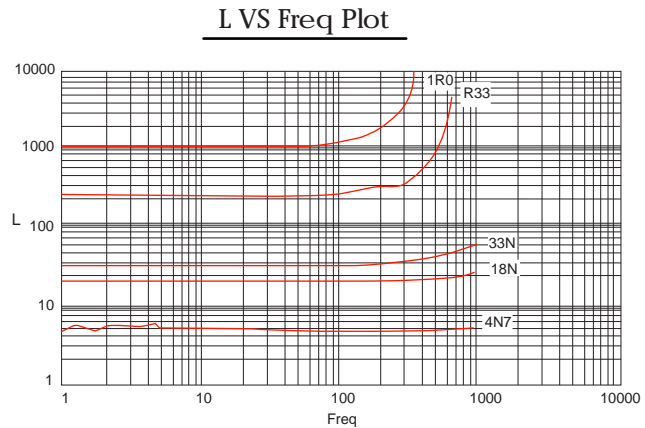
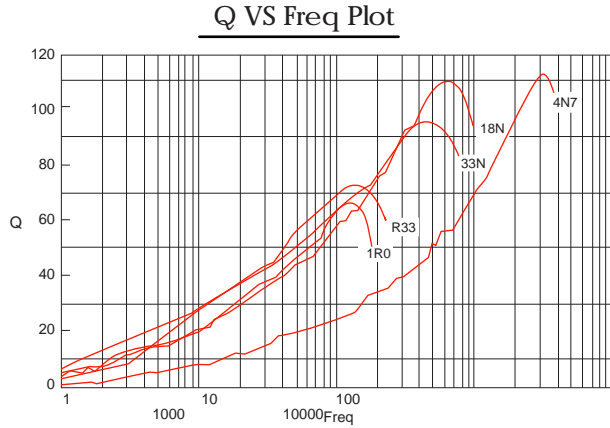


Tolerance Code: J=± 5%, G= ± 2%

PRODUCT SPECIFICATION



Product Name	1210 WIRE WOUND CERAMIC CHIP INDUCTORS	Page	2
TAMURA Part No.	T1210-XXX	Rev. No.	0



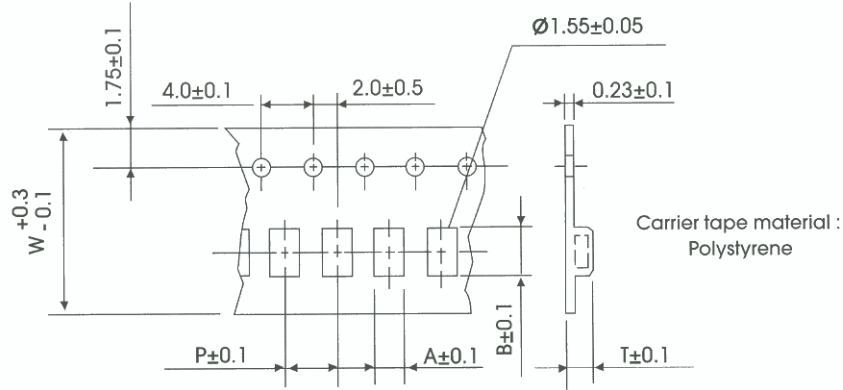
PART No.	Inductance (nH)	Q Min	RDC Max (Ohms)	IDC Max (mA)	SRF Min (MHz)
T1210 - 4N7	4.7@ 100MHz	50@ 1000MHz	0.06	1000	5700
T1210 - 5N6	5.6@ 100MHz	50@ 1000MHz	0.08	1000	5700
T1210 - 10N	10@ 100MHz	60@ 500MHz	0.06	1000	4000
T1210 - 12N	12@ 100MHz	60@ 500MHz	0.06	1000	3200
T1210 - 15N	15@ 100MHz	60@ 500MHz	0.06	1000	3200
T1210 - 18N	18@ 100MHz	60@ 300MHz	0.06	1000	2800
T1210 - 22N	22@ 100MHz	60@ 300MHz	0.08	1000	2200
T1210 - 27N	27@ 100MHz	60@ 300MHz	0.08	1000	1800
T1210 - 33N	33@ 100MHz	60@ 300MHz	0.08	1000	1800
T1210 - 39N	39@ 100MHz	60@ 300MHz	0.08	1000	1800
T1210 - 47N	47@ 100MHz	60@ 300MHz	0.08	1000	1500
T1210 - 56N	56@ 100MHz	60@ 300MHz	0.10	1000	1450
T1210 - 68N	68@ 100MHz	60@ 300MHz	0.10	900	1200
T1210 - 82N	82@ 100MHz	60@ 300MHz	0.10	900	1200
T1210 - R10	100@ 100MHz	60@ 300MHz	0.10	850	1100
T1210 - R12	120@ 50MHz	60@ 300MHz	0.12	800	1100
T1210 - R15	150@ 50MHz	60@ 300MHz	0.18	750	950
T1210 - R18	180@ 50MHz	60@ 300MHz	0.21	700	900
T1210 - R22	220@ 50MHz	60@ 300MHz	0.27	670	760
T1210 - R27	270@ 50MHz	50@ 300MHz	0.33	630	730
T1210 - R33	330@ 50MHz	50@ 100MHz	0.37	590	650
T1210 - R39	390@ 50MHz	50@ 100MHz	0.63	530	600
T1210 - R47	470@ 50MHz	50@ 100MHz	0.69	490	550
T1210 - R56	560@ 50MHz	50@ 100MHz	0.90	460	470
T1210 - R68	680@ 25MHz	50@ 100MHz	1.05	430	450
T1210 - R82	820@ 25MHz	50@ 100MHz	1.45	400	420
T1210 - 1R0	1000@ 25MHz	50@ 100MHz	2.10	320	400
T1210 - 1R2	1200@ 7.96MHz	45@ 50MHz	2.40	300	380
T1210 - 1R5	1500@ 7.96MHz	45@ 50MHz	2.70	300	210
T1210 - 1R8	1800@ 7.96MHz	45@ 50MHz	3.50	280	190
T1210 - 2R2	2200@ 7.96MHz	45@ 50MHz	3.80	270	170
T1210 - 2R7	2700@ 7.96MHz	30@ 7.96MHz	1.10	250	160
T1210 - 3R3	3300@ 7.96MHz	30@ 7.96MHz	1.20	220	145

PRODUCT SPECIFICATION



Product Name	1210 WIRE WOUND CERAMIC CHIP INDUCTORS	Page	3
TAMURA Part No.	T1210-XXX	Rev. No.	0

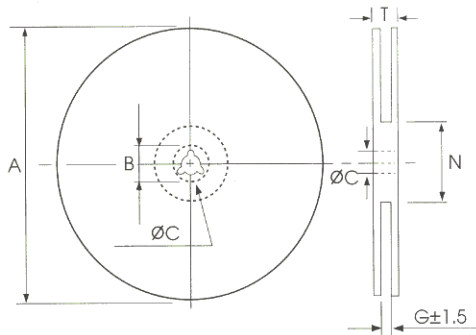
3. PACKAGING INFORMATION :



Package Size	A	B	W	P	T	Carrier Material	Tape/Cover Material	Qty. Units / reel	# Reels /Carton	Carton Size (LxWxH)
0402	0.65	1.15	8	2	N/A	plastic	plastic	10,000	36	400*265*238
0603	1.08	1.88	8	4	N/A	plastic	plastic	3000	36	400*265*238
0805	1.50	2.30	8	4	0.3	plastic	plastic	3000	36	400*265*238
1008	N/A	N/A	8	4	0.3	plastic	plastic	2000	36	400*265*238
1210	1.88	3.50	8	4	0.3	plastic	plastic	2000	50	390*215*390
1812	N/A	N/A	12	8	0.3	plastic	plastic	500	40	390*215*390

Dimensions in mm

REEL DIMENSIONS
Material: Paper, Plastic



TYPE	8mm	12mm
A	178 ± 2	178 ± 2
B	21.0 ± 0.8	21.0 ± 0.8
C	13.0 ± 0.8	13.0 ± 0.8
G	10.0	14.0
N	75	75
T	12.5	16.5

